

Thermoflo

CLB

Series 2

**Multi-Speed Direct Drive Motor
or
Variable Speed ECM Motor**

**Centennial Low Boy
Oil Furnace**

Ratings - 2 sizes

91,000 to 168,000 Btuh Input

0.65 to 1.20 GPH #2 Fuel Oil



- **AFUE's to 86.4%**
- **Heat exchanger**
 - Heaviest in the industry
 - Front or rear flue - front flue can be vented from top or right side
 - Interior baffling for maximum efficiency
 - Dual spring-loaded clean-out ports for easy service and maintenance
 - Spring-loaded observation port with test port
 - Heavy gauge burner mounting plate secured with studs and nuts
- **Blower**
 - Multi-Speed Direct Drive
 - Variable Speed ECM
 - Slide-out blower/motor – easily removed for service
- **Cabinet**
 - Appliance finish powder coat paint
 - Heavy gauge "Seal-Tite" construction
 - Foil-faced insulation for hand-cool surface
 - Fully-enclosed burner and controls
- **Combustion Chamber**
 - Preformed slide-out chamber for easy service
- **Burner and controls**
 - Factory-wired with simple plug-in connections
 - PSC motor
 - Solid state ignitor and solenoid valve



CERTIFIED

When Used with
Beckett & Carlin
Approved Oil Burners



Thermoflo®

RATINGS

Model	Firing Rate	Input	Output	Direct Drive Blower				Variable Speed Blower				Maximum cooling capacity (tons)
				Blower size	Blower motor hp	Blower CFM		Blower size	Blower motor hp	Blower CFM Range		
						@ 0.25° WC	@ 0.50° WC			Min.	Max	
CLB-105	0.65	91,000	80,000	10-10	½	1150	1125	10-10	½	640	1400	3½
	0.75	105,000	90,000	10-10	½	1300	1225	10-10	½	640	1400	3½
	0.85	119,000	100,000	10-10	½	1475	1325	10-10	½	640	1400	3½
CLB-140	1.00	140,000	120,000	12-10	1	1600	1575	12-10	1	860	2000	5
	1.20	168,000	142,000	12-10	1	1925	1800	12-10	1	860	2000	5

NOTE: Filter sizes required: CLB-105 - (1) 12" x 20" and (1) 10" x 20". CLB-140 - (1) 12" x 24" and (1) 16" x 24"
Refer to installation manual for detailed air flow information.

BURNER	Input (GPH)	AFUE
RIELLO 40-F3	0.65	86.0%
	0.75	86.0%
	0.85	85.2%
BECKETT AFG	0.65	86.0%
	0.75	86.0%
	0.85	85.3%
CARLIN EZ-1	0.65	86.0%
	0.75	86.0%
	0.85	85.0%

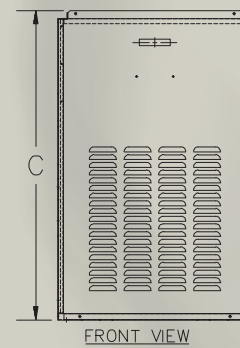
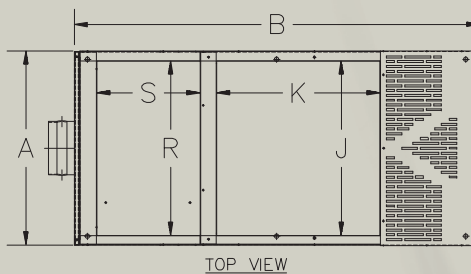
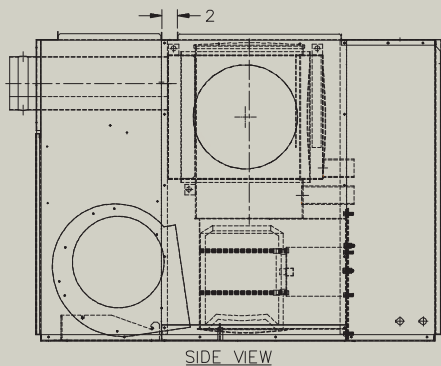
BURNER	Input (GPH)	AFUE
RIELLO 40-F3	0.65	86.4%
	0.75	86.2%
	0.85	85.6%
BECKETT AFG	0.65	86.1%
	0.75	85.2%
	0.85	85.2%
CARLIN EZ-1	0.65	86.4%
	0.75	85.1%
	0.85	85.4%

BURNER	Input (GPH)	AFUE
RIELLO 40-F5	1.00	86.0%
	1.20	85.1%
BECKETT AFG	1.00	85.7%
	1.20	85.6%
CARLIN EZ-1	1.00	86.0%
	-	-

BURNER	Input (GPH)	AFUE
RIELLO 40-F5	1.00	86.0%
	1.20	86.1%
BECKETT AFG	1.00	85.7%
	1.20	85.9%
CARLIN EZ-1	1.00	86.0%
	1.20	85.2%

DIMENSIONS

ALL DIMENSIONS IN INCHES
Rear flue shown



Model	Furnace casing			Warm air supply		Return air		Flue pipe diam.	Ship wt. (pounds)
	Width A	Depth B	Height C	Width J	Depth K	Width R	Depth S		
CLB-105	21-1/4	47-1/4	38-1/2	18-1/2	17-1/2	18-1/2	15-1/2	6	250
CLB-140	25-1/4	52-1/2	40-3/4	22-3/4	21-1/4	22-3/4	13-1/2	7	345

Note: CLB furnaces are approved for "0" clearance to combustible construction. Refer to installation manual for details and proper installation.

EQUIPMENT

- Factory-assembled
- Hot-rolled steel heat exchanger, pressure tested to assure leak-tight construction
- 10-gauge primary heat exchanger
- 14-gauge secondary heat exchanger
- Rugged 20-gauge cabinet with powder coat finish
- Electrical box with external low-voltage terminal strip
- Limit control with continuous fan on selector switch
- Barometric damper provided
- High-efficiency flame retention burner (Beckett AFG, Carlin or Riello)
- Air conditioning fan center
- Variable Speed ECM motor fan center is compatible with 2-stage A/C compressors



In the interest of continual improvement in product and performance, Thermoflo reserves the right to change specifications without notice.

WARRANTY

- Limited lifetime warranty on heat exchanger
- 5-year limited warranty on parts
- Optional 5 - or 10-year parts and labor warranty



Thermoflo®

N93 W14635 Whittaker Way, Menomonee Falls, WI 53051

www.williamson-thermoflo.com

Form No. T-102R4 (12/23)