

Thermoflo SCH

Series 2

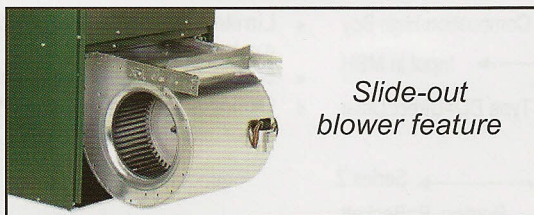

Sealed Combustion Oil Furnaces

High Boy Design

Ratings - 2 sizes

70,000 to 159,600 Btuh Input

0.50 to 1.14 GPH #2 Fuel Oil



- ▣ AFUE's to 82.2%
- ▣ Sealed Combustion
 - No chimney required
 - Positive draft
 - Utilizes outside combustion air
- ▣ Heat exchanger
 - Heavy gauge "wrap-around" design
 - Front flue
 - Large front clean-out port secured with studs and nuts
 - Flame view port
- ▣ Blower
 - Multi-speed direct drive
- ▣ Cabinet
 - Appliance finish powder coat paint
 - Heavy gauge with "Seal-Tite" construction
 - Foil-faced insulation for hand-cool surface
- ▣ Burner and controls
 - Factory-wired with simple plug-in connections
 - PSC motor
 - Solid state ignitor


Accessory kits:



IFV Insulated Flex Vent



VTK Vent Termination Kit



Thermoflo

RATINGS

Model	Input	Output	Firing rate	AFUE %	Blower Size (in.)	Blower Motor HP/Speeds	Maximum Cooling Capacity	Blower CFM with filter		Ship Wt. (lbs)
	(Btuh)	(Btuh)	(USGPH)					@ 0.25" WC	@ 0.50" WC	

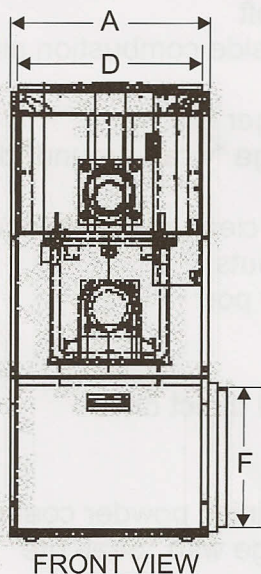
Direct Drive Units

SCH-105	70,000	59,800	0.50	81.5	10 x 10	0.50 / 4	3.0 tons with high blower speed	960	920	200
	88,200	74,500	0.63	81.0				960	920	
	100,800	83,900	0.72	80.3				1,100	1,000	
	105,000	87,800	0.75	80.3				1,100	1,000	
SCH-160	119,000	97,000	0.85	82.2	12 x 10	0.85 / 4	5.0 tons with high blower speed	1,350	1,310	260
	135,800	110,000	0.97	81.5				1,350	1,310	
	159,600	127,000	1.14	80.3				1,605	1,510	

Note: Filter sizes required: SCH-105 - (1) 20" x 20" • SCH-160 - (1) 24" x 24"

DIMENSIONS

ALL DIMENSIONS IN INCHES

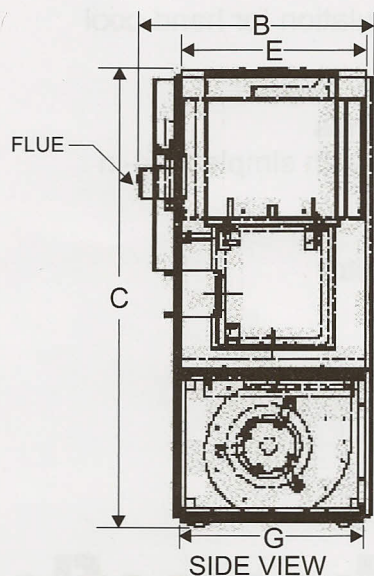


Model	Furnace Casing			Warm Air Supply (top)		Return air (side)		Flue pipe dia.
	Width A	Depth B	Height C	Width D	Depth E	Width F	Depth G	
SCH-105	21	24-1/2	48	19-3/4	19-3/4	18-3/4	18-11/16	3
SCH-160	25	28-1/2	58-1/4	23-3/4	23-3/4	22	21-11/16	4

Note: SCH furnaces are CSA design certified for installation on combustible flooring. Refer to installation manual for details and proper installation.

EQUIPMENT

- Factory-assembled
- Hot-rolled steel heat exchanger, pressure tested to assure leak-tight construction
- Heavy 14-gauge heat exchanger
- Rugged 20-gauge cabinet with powder coat finish
- Air conditioning fan center
- Electrical box with external low-voltage terminal strip
- Filter rack
- High-efficiency flame retention burner
- Each unit requires:
 - ▶ VTK Vent Termination Kit
 - ▶ IFV Insulated Flex Vent




ORDER CODE

WARRANTY

Sealed Combustion High Boy
 Input in MBH
 Blower Type DD=Direct Drive
 Series 2
 Burner: B=Beckett
 X=No burner

SCH - 105 - DD - S2 - B - T

- Limited lifetime warranty on heat exchanger
- 5-year limited warranty on parts
- Optional 5- or 10-year parts and labor warranty



8201 West Calumet Road • Milwaukee, WI 53223

www.williamson-thermoflo.com

Form No. T-611(1206)

